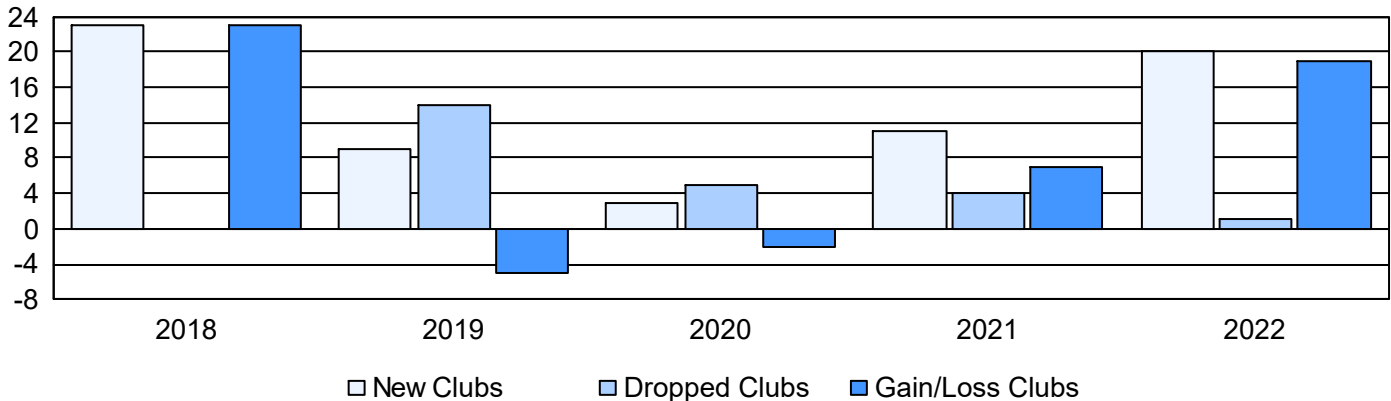
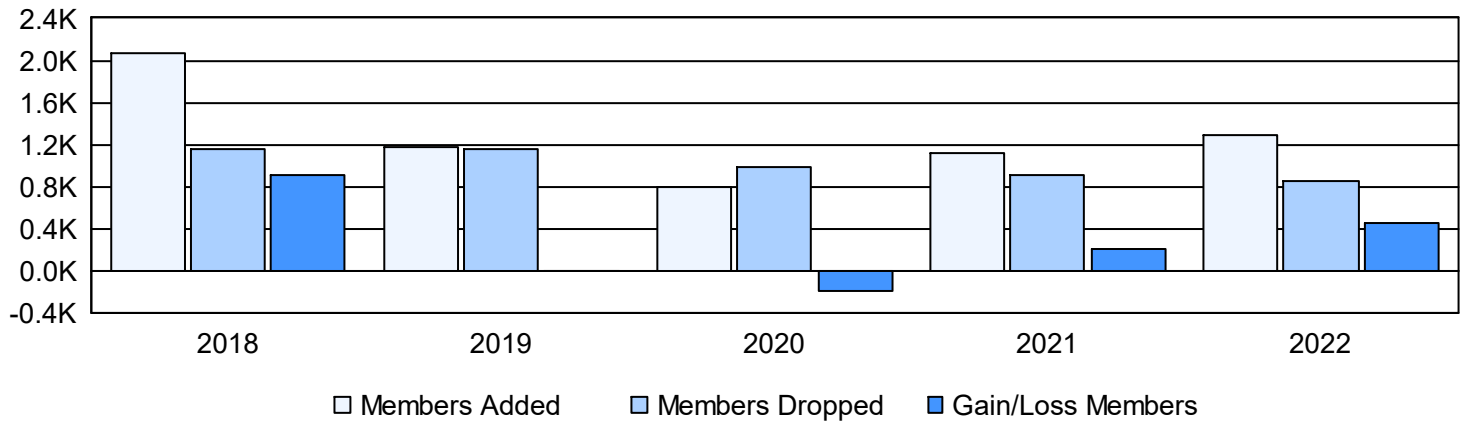


Year	New Clubs	Dropped Clubs	Gain/ Loss Clubs	New Members	Charter Members	Reinstate Members	Transfer Members	Total Member Added	Total Members Dropped	Gain/ Loss Members
2017-2018	23	0	23	1,154	660	243	10	2,067	1,157	910
2018-2019	9	14	-5	820	264	75	6	1,165	1,160	5
2019-2020	3	5	-2	585	126	82	6	799	991	-192
2020-2021	11	4	7	707	375	30	5	1,117	910	207
2021-2022	20	1	19	723	537	29	6	1,295	852	443
<b>Average</b>	<b>13</b>	<b>5</b>	<b>8</b>	<b>798</b>	<b>392</b>	<b>92</b>	<b>7</b>	<b>1,289</b>	<b>1,014</b>	<b>275</b>

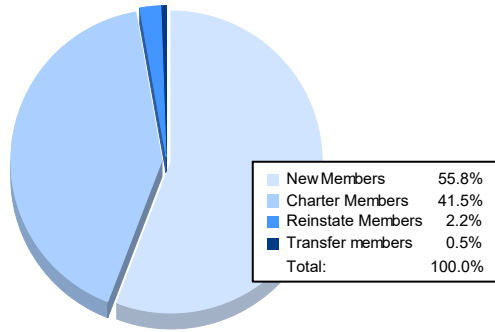
### Clubs



### Members



### Membership Composition June 2022 Cumulative



### Gender Composition June 2022 Cumulative

